

HHF^{LLC.}

HOOSIER HOME FURNITURE



TABLES & PIE SAFES

2024



INDEX

Rocky Point Tables	5
Rocky Point Round Tables	6
Silverton Tables	7
Tables	8
Pie Safe Information	10
Mission Pie Safes	11
Classic Pies Safes	20

WELCOME! We are manufacturers of quality, hand-crafted pie safes, dining room tables and more. We offer the high quality you've come to expect from Indiana furniture that can be handed down for generations.

Our products are available in a variety of sizes to suit your needs in red oak, quartersawn white oak, cherry, brown maple, grey elm, rustic cherry, sap cherry, walnut and rustic walnut. Call for the availability of other species.

All products with drawers feature 5/8-inch solid wood dovetailed drawer boxes with full extension slides.

Pie safes come in two styles, Mission and Classic. Mission pie safes have 1-inch solid tops and the Classic style has a 3/4-inch solid top. Doors on both styles are available with solid panels, glass inserts or metal inserts.

We frequently add new products and new styles, so please call for information on any updates. We also offer custom sizing on all pieces. We are confident you'll be well pleased with the quality and variety we offer.

Edge Profiles:

**Round Corner
w/ Round
Over Edge**



Waterfall Edge



Mission Edge



**Square Corner
w/ Round
Over Edge**



Bevel Edge



OG Edge





SIZES AVAILABLE:

- 42 x 60
- 42 x 66
- 42 x 72
- 48 x 60
- 48 x 66
- 48 x 72

42 x 72 ROCKY POINT TABLE
with up to 4 leaves


- Heavy duty geared slide standard
- Shown with 1¼" top (1" top standard)
- Waterfall edge standard
- Levelers standard
- Shown with rounded corners with gentle bow on end
- Shown in Quartersawn White Oak with Michaels Cherry stain



42 x 54 ROCKY POINT
SINGLE PEDESTAL TABLE
with up to 4 leaves

- Levelers standard
- Shown with 1¼" top (1" top standard)
- Waterfall edge standard
- Shown with Rustic Hickory top with Earthtone stain and painted Brown Maple base

ROCKY POINT TABLE



Lazy Susan available
in 30" & 36"

SIZES AVAILABLE:

- 60" Diameter
- 66" Diameter
- 72" Diameter
- 78" Diameter
- 84" Diameter



ROCKY POINT ROUND
66" Diameter

- Levelers standard
- 1½" Solid Top
- Bevel edge standard
- Shown in Brown Maple base, Quartersawn White Oak top with Onyx and Sannibel stain



ROCKY POINT ROUND
WITH LEAVES
with up to 2 leaves
48" Diameter

- Levelers standard
- 1" Top
- Bevel edge standard
- Shown in Rustic Hickory with lite Walnut stain



SIZES AVAILABLE:

- 48" Diameter
- 54" Diameter

ROCKY POINT ROUND TABLE

SILVERTON ROUND TABLE 46" Diameter

- Single pedestal
- Up to 2 leaves
- Bevel edge standard
- Geared slide standard
- 1" top standard
- Shown in Solid Top Rustic Hickory with American Antique stain, base shown in Brown Maple with Onyx stain

SIZES AVAILABLE:

- 42" Diameter
- 46" Diameter
- 54" Diameter



SILVERTON TABLE 42W x 72D

- Up to 4 leaves
- 1" top standard
- Bevel edge standard
- Geared slide standard
- Shown with rounded corners with gentle bow on end
- Shown in Rustic Walnut Top with Bel Air stain, base shown in Brown Maple with Dark Knight stain

SIZES AVAILABLE:

- 42" x 60"
- 42" x 66"
- 42" x 72"
- 48" x 60"
- 48" x 66"
- 48" x 72"



SILVERTON TABLES

SIZES AVAILABLE:

- 42 x 54 - Up to 4 Leaves
- 42 x 60 - Up to 4 Leaves
- 42 x 72 - Up to 4 Leaves
- 45 x 60 - Up to 4 Leaves
- 48 x 66 - Up to 4 Leaves
- 48 x 72 - Up to 4 Leaves

EL CAPITAN TABLE

48W x 72D

- 1" thick top standard
- 3" legs in corners standard
- Self stores 4 leaves without aprons
- Shown in Quartersawn White Oak with Burnt Umber stain



HOOSIER MISSION TABLE

36W x 48D

- Single pedestal
- Mission edge standard
- Geared slide standard
- 1" top standard
- Shown in Rustic Cherry Top with American Antique stain, base shown in Brown Maple with American Antique stain

SIZES AVAILABLE:

- 36 x 48 - Up to 2 Leaves
- 36 x 54 - Up to 3 Leaves



TABLES

HOOSIER ISLAND TABLE

42W x 60D

- Self store 2- leaves with skirt, 2- leaves without
- Available in 1-4 leaves
- Mission edge standard
- Shown in Red Oak with FC-9018 Lite Asbury stain
- Shown 36" high
- 30" high available with 2- drawers

SIZES AVAILABLE:

- 42 x 72
- 42 x 60
- 36 x 72
- 36 x 60



SMALL HOOSIER TRESTLE TABLE

36W x 54D

- 2- 12" leaves that self store
- 1" Top
- Waterfall edge standard
- Shown in Brown Maple with Top in FC-42000 Almond stain and base in FC-15743 Briar stain



MISSION PIE SAFES

- 1" solid wood top
- 3/4" solid wood ends and shelves
- Full-extension slides on drawers
- Cabinet area features adjustable shelves
- Full inset drawers and doors
- Doors available with reverse raised panels, pie safe tins or leaded glass inserts
- Black mission hardware

CLASSIC PIE SAFES

- 3/4" solid wood top
- 3/4" solid wood ends and shelves
- Full-extension slides on drawers
- Cabinet area features adjustable shelves
- Full overlay drawers and doors
- Doors available with raised panels, pie safe tins or leaded glass inserts
- Round wood knobs

PIE SAFES


Pie safes are great storage cabinets for many items. They are available in many sizes, as well as custom sizes. All pie safes are available with Buckeye or Amerock hardware. Available in red oak, brown soft maple, cherry and quartersawn white oak.

PIE SAFE TINS

Pie safe tins from Buckeye Hardware are available in antique copper, blackened tin or antique tin.



GLASS COLORS FOR LEADED GLASS SHADES




PIE SAFES



P-60 PIE SAFE

35-3/8W x 16D x 46H

- Shown with optional glass inserts
- 1 drawer
- 2 doors with 2 adjustable shelves



PIE SAFE GLASS INSERTS

Pie safes are available with leaded glass panels. The border is K-33 Seedy, the rectangle is Antique and the diamond is available in Hunter Green, Clear Red, Cobalt Blue, Dark Amber and Sage Green.

MISSION PIE SAFES



P-60 PIE SAFE
35-3/8W x 16D x 46H

- Metal inserts in doors
- 1 drawer
- 2 doors with 2 adjustable shelves
- Available with glass inserts in doors



P-61 PIE SAFE
35-3/8W x 16D x 46H

- Reverse panel doors
- 1 drawer
- 2 doors with 2 adjustable shelves

MISSION PIE SAFES



P-62 PIE SAFE

43-3/8W x 16D x 50½H

- Metal inserts in doors
- 2 drawers
- 2 doors with 2 adjustable shelves
- Available with glass inserts in doors



P-63 PIE SAFE

43-3/8W x 16D x 50½H

- Reverse panel doors
- 2 drawers
- 2 doors with 2 adjustable shelves

MISSION PIE SAFES



P-64 PIE SAFE

43-3/8W x 16D x 38-7/8H

- Metal inserts in doors
- 2 drawers
- 2 doors with 1 adjustable shelf
- Available with glass inserts in doors



P-65 PIE SAFE

43-3/8W x 16D x 38-7/8H

- Reverse panel doors
- 2 drawers
- 2 doors with 1 adjustable shelf

MISSION PIE SAFES



P-66 PIE SAFE

23½W x 13½D x 50½H

- Metal inserts in door
- 1 drawer
- 1 door with 2 adjustable shelves
- Available with glass inserts in doors



P-67 PIE SAFE

23½W x 13½D x 50½H

- Reverse panel door
- 1 drawer
- 1 door with 2 adjustable shelves

MISSION PIE SAFES



P-68 PIE SAFE

19½W x 13½D x 46H

- Metal inserts in door
- 1 drawer
- 1 door with 2 adjustable shelves
- Available with glass inserts in door



P-69 PIE SAFE

19½W x 13½D x 46H

- Reverse panel door
- 1 drawer
- 1 door with 2 adjustable shelves

MISSION PIE SAFES



P-70 PIE SAFE

23½W x 13½D x 55-3/8H

- Metal inserts in door
- 1 door with 3 adjustable shelves
- Available with glass inserts in door



P-71 PIE SAFE

23½W x 13½D x 55-3/8H

- Reverse panel door
- 1 door with 2 adjustable shelves

MISSION PIE SAFES



P-72 PIE SAFE

19½W x 13½D x 40-1/8H

- Metal inserts in door
- 1 door with 2 adjustable shelves
- Available with glass inserts in door



P-73 PIE SAFE

19½W x 13½D x 40-1/8H

- Reverse panel door
- 1 door with 2 adjustable shelves

MISSION PIE SAFES



P-78 PIE SAFE

50-5/8W x 19D x 55³/₄H

- Metal inserts in doors
- 7 drawers
- 2 doors with 6 adjustable shelves
- Can be used for table leaf storage
- Available with glass inserts in doors



P-79 PIE SAFE

50-5/8W x 19D x 55³/₄H

- Reverse panel doors
- 7 drawers
- 2 doors with 6 adjustable shelves
- Can be used for table leaf storage

MISSION PIE SAFES



P-40 PIE SAFE

33½W x 16D x 44¾H

- Metal inserts in doors
- 1 drawer
- 2 doors with 2 adjustable shelves
- Available with glass inserts in doors



P-41 PIE SAFE

33½W x 16D x 44¾H

- Raised panel doors
- 1 drawer
- 2 doors with 2 adjustable shelves

CLASSIC PIE SAFES



P-42 PIE SAFE
41½W x 16D x 49-1/8H

- Metal inserts in doors
- 2 drawers
- 2 doors with 2 adjustable shelves
- Available with glass inserts in doors



P-43 PIE SAFE
41½W x 16D x 49-1/8H

- Raised panel doors
- 2 drawers
- 2 doors with 2 adjustable shelves

CLASSIC PIE SAFES



P-44 PIE SAFE

41½W x 16D x 37¾H

- Metal inserts in doors
- 2 drawers
- 2 doors with adjustable shelf
- Available with glass inserts in doors



P-45 PIE SAFE

41½W x 16D x 37¾H

- Raised panel doors
- 2 drawers
- 2 doors with adjustable shelf

CLASSIC PIE SAFES



P-46 PIE SAFE

22-5/8W x 13½D x 49-1/8H

- Metal inserts in door
- 1 drawer
- 1 door with 2 adjustable shelves
- Available with glass inserts in door



P-47 PIE SAFE

22-5/8W x 13½D x 49-1/8H

- Raised panel door
- 1 drawer
- 1 door with 2 adjustable shelves

CLASSIC PIE SAFES



P-48 PIE SAFE

18-5/8W x 13½D x 44¾H

- Metal inserts in door
- 1 drawer
- 1 door with 2 adjustable shelves
- Available with glass inserts in door



P-49 PIE SAFE

18-5/8W x 13½D x 44¾H

- Raised panel door
- 1 drawer
- 1 door with 2 adjustable shelves

CLASSIC PIE SAFES



P-50 PIE SAFE

22-5/8W x 13½D x 54¼H

- Metal inserts in door
- 1 door with 3 adjustable shelves
- Available with glass inserts in door



P-51 PIE SAFE

22-5/8W x 13½D x 54¼H

- Raised panel door
- 1 door with 3 adjustable shelves

CLASSIC PIE SAFES



P-52 PIE SAFE
18-5/8W x 13½D x 39H

- Metal inserts in door
- 1 door with 3 adjustable shelves
- Available with glass inserts in door



P-53 PIE SAFE
18-5/8W x 13½D x 39H

- Raised panel door
- 1 door with 3 adjustable shelves

CLASSIC PIE SAFES



P-58 PIE SAFE

50-5/8W x 18D x 54-5/8H

- Metal inserts in doors
- 7 drawers
- 2 doors with 6 adjustable shelves
- Can be used for table leaf storage
- Available with glass inserts in door



P-59 PIE SAFE

50-5/8W x 18D x 54-5/8H

- Raised panel door
- 7 drawers
- 2 doors with 6 adjustable shelves
- Can be used for table leaf storage

CLASSIC PIE SAFES

